

**Clevis Hangers**

**Stainless Steel Clevis Hangers**

Recommended for the suspension of non-insulated stationary pipes.

- 304 Stainless Steel



Nominal Pipe Size	Rod Size	Capacity	304 Part No.
1/2"	3/8"	600 lb	46895
3/4"	3/8"	600 lb	46896
1"	3/8"	600 lb	46897
1-1/4"	3/8"	600 lb	46898
1-1/2"	3/8"	600 lb	46899
2"	3/8"	600 lb	46900
2-1/2"	1/2"	1100 lb	46901
3"	1/2"	1100 lb	46902
4"	5/8"	1400 lb	46903
5"	5/8"	1400 lb	46904
6"	3/4"	2000 lb	46905
8"	3/4"	2000 lb	46906
10"	7/8"	3600 lb	46907

**Copper Tubing Clevis Hangers**

Recommended for the suspension of copper tubing stationary pipe lines allowing for vertical adjustment.



Nominal Pipe Size	Rod Size	Capacity	Copper Part No.
1/2"	3/8"	150 lb	49860
3/4"	3/8"	250 lb	49861
1"	3/8"	250 lb	49862
1-1/4"	3/8"	250 lb	49863
1-1/2"	3/8"	250 lb	49864
2"	3/8"	250 lb	49865
3"	1/2"	350 lb	49867
4"	1/2"	400 lb	49869

**Swivel Hangers**

Recommended for the suspension of non-insulated stationary pipes.



Pipe Size	Rod Size	Capacity	Zinc Part No.
1/2"	3/8"	400 lb	49268
3/4"	3/8"	400 lb	49269
1"	3/8"	400 lb	49270
1-1/4"	3/8"	400 lb	49271
1-1/2"	3/8"	400 lb	49272
2"	3/8"	400 lb	49273
2-1/2"	1/2"	600 lb	49274
3"	1/2"	600 lb	49275
3-1/2"	1/2"	600 lb	49280
4"	5/8"	1000 lb	49276
5"	5/8"	1250 lb	49277
6"	3/4"	1250 lb	49278
8"	7/8"	1250 lb	49279

**Small Rod Swivel Hangers**

Recommended for the suspension of non-insulated stationary pipes.



Pipe Size	Rod Size	Capacity	Zinc Part No.
2-1/2"	3/8"	600 lb	49715
3"	3/8"	600 lb	49716
3-1/2"	3/8"	600 lb	49717
4"	3/8"	1000 lb	49718
5"	1/2"	1250 lb	49719
6"	1/2"	1250 lb	49720
8"	1/2"	1250 lb	49721

**Stainless Steel Swivel Hangers**

Recommended for the suspension of non-insulated stationary pipes. Nuts are not included with the hanger.

- 304 Stainless Steel



Pipe Size	Rod Size	Capacity	304 Part No.
1/2"	3/8"	600 lb	46924
3/4"	3/8"	600 lb	46925
1"	3/8"	600 lb	46926
1-1/4"	3/8"	600 lb	46927
1-1/2"	3/8"	600 lb	46928
2"	3/8"	600 lb	46929
2-1/2"	1/2"	1000 lb	46930
3"	1/2"	1000 lb	46931
4"	5/8"	1000 lb	46932
5"	5/8"	1250 lb	46933
6"	3/4"	1250 lb	46934
8"	3/4"	1800 lb	46935

**Copper Swivel Hangers**

Recommended for the suspension of copper tubing stationary pipe lines allowing for vertical adjustment.



Pipe Size	Rod Size	Capacity	Copper Part No.
1/2"	3/8"	180 lb	49683
3/4"	3/8"	180 lb	49684
1"	3/8"	180 lb	49685
1-1/4"	3/8"	180 lb	49686
1-1/2"	3/8"	180 lb	49687
2"	3/8"	180 lb	49688
2-1/2"	1/2"	200 lb	49689
3"	1/2"	250 lb	49690
4"	1/2"	360 lb	49691
5"	1/2"	480 lb	49692
6"	1/2"	630 lb	49693

**Conduit Hangers**

**Adjustable J Hangers**

Recommended for the suspension of non-insulated pipe. The side hole permits optional wall mounting.

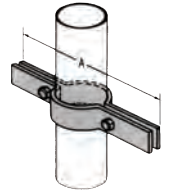


Pipe Size	Rod Size	Capacity	Zinc Part No.
1/2"	3/8"	400 lb	49145
3/4"	3/8"	400 lb	49146
1"	3/8"	400 lb	49147
1-1/4"	3/8"	400 lb	49148
1-1/2"	3/8"	400 lb	49149
2"	3/8"	400 lb	49150
3"	1/2"	500 lb	49152
4"	5/8"	500 lb	49154

**Riser Clamps**

**Iron Pipe Riser Clamps**

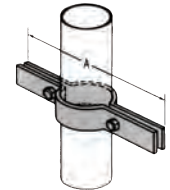
- For use as an industrial, heavy load pipe hanger for hot or cold service where no insulation is required.



Nominal Size	Overall Length	Maximum Capacity	Electroplated Zinc	
			Part No.	Plain Part No.
1/2"	9-3/8"	255 lb	46845	49870
3/4"	9-3/8"	255 lb	46846	49130
1"	9-3/8"	255 lb	46847	49131
1-1/4"	9-7/8"	255 lb	46848	49132
1-1/2"	9-7/8"	255 lb	46849	49133
2"	10-3/4"	255 lb	46850	49134
2-1/2"	12-1/4"	390 lb	-	49135
3"	12-3/4"	530 lb	46852	49136
3-1/2"	13-3/4"	670 lb	-	49137
4"	13-3/4"	810 lb	46853	49138
5"	15"	1160 lb	46854	49139
6"	15-3/4"	1570 lb	46855	49140
8"	18-1/2"	2500 lb	46856	49141
10"	20"	2500 lb	46857	49871
12"	22"	2700 lb	46858	49872

**Stainless Steel Riser Clamps**

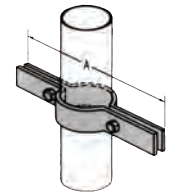
- For use as an industrial, heavy load pipe hanger for hot or cold service where no insulation is required.



Nominal Size	Overall Length	Maximum Capacity	Stainless Steel	
			Part No.	Part No.
1/2"	9-3/8"	255 lb	46910	
3/4"	9-3/8"	255 lb	46911	
1"	9-3/8"	255 lb	46912	
1-1/4"	9-7/8"	255 lb	46913	
1-1/2"	9-7/8"	255 lb	46914	
2"	10-3/4"	255 lb	46915	
2-1/2"	12-1/4"	390 lb	46916	
3"	12-3/4"	530 lb	46917	
4"	13-3/4"	810 lb	46918	
5"	15"	1160 lb	46919	
6"	15-3/4"	1570 lb	46920	
8"	18-1/2"	2500 lb	46921	
12"	22"	2700 lb	46923	

**Copper Riser Clamps**

- For use as an industrial, heavy load pipe hanger for hot or cold service where no insulation is required.



Nominal Size	Overall Length	Maximum Capacity	Copper	
			Part No.	Part No.
1/2"	9"	75 lb	46880	
3/4"	9"	75 lb	46881	
1"	9-1/8"	120 lb	46882	
1-1/4"	9-1/2"	150 lb	46883	
1-1/2"	9-7/8"	150 lb	46884	
2"	10-1/4"	150 lb	46885	
2-1/2"	10-3/4"	300 lb	46886	
3"	11-1/4"	300 lb	46887	
4"	12-3/4"	300 lb	46888	